



How to setup and use your Mobile MasterCard Rewards



Receive email with link to activate card



Confirm details in browser to receive SMS

**Advantage**

Hi, Donna Smith, you've been given a \$10.00 Digital Mastercard Gift Card.

Enjoy a coffee on us!

Click on the Get Your Gift Card button to access your card.

[Get your Gift Card](#)

**TCN** THE CARD NETWORK Mastercard >

**Advantage**

It's your choice!

To get an SMS with a link to your digital Mastercard card, enter your mobile number and confirm your details below. Add your card to your mobile wallet so you can easily and securely pay with Apple Pay or Android Pay.

[Apple Pay](#) [Google Pay](#) [SAMSUNG Pay >](#)

[Complete with facebook >](#) [I'll do it myself >](#)

Mobile\*

Confirm mobile\*

John  
Smith  
john@website.com

[Submit >](#)

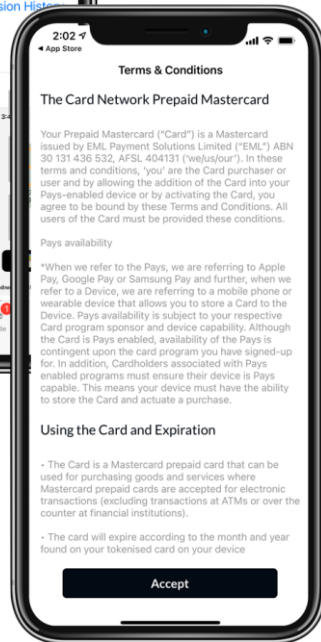
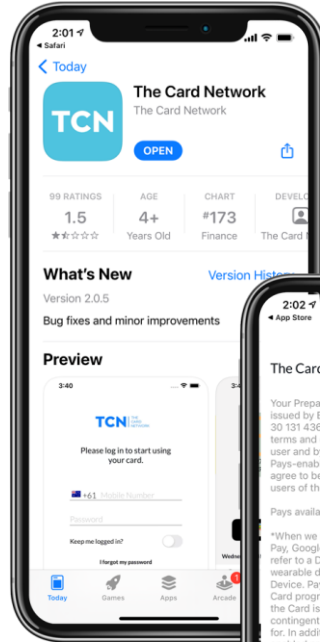
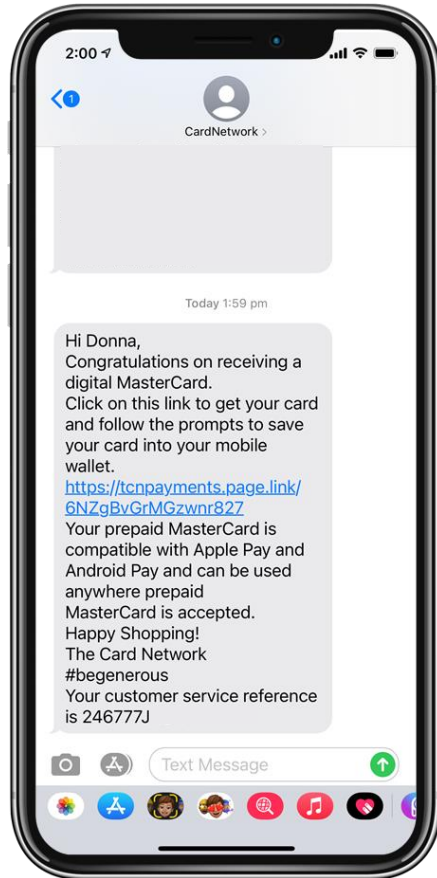
After this, your card will be sent via SMS so it can be easily added to your mobile wallet.

1. Please confirm your mobile number and you'll instantly get an SMS with a link to your digital card.
2. Follow the instructions to download The Card Network app.
3. Add card to your mobile wallet to tap and pay with Apple Pay or Android Pay.

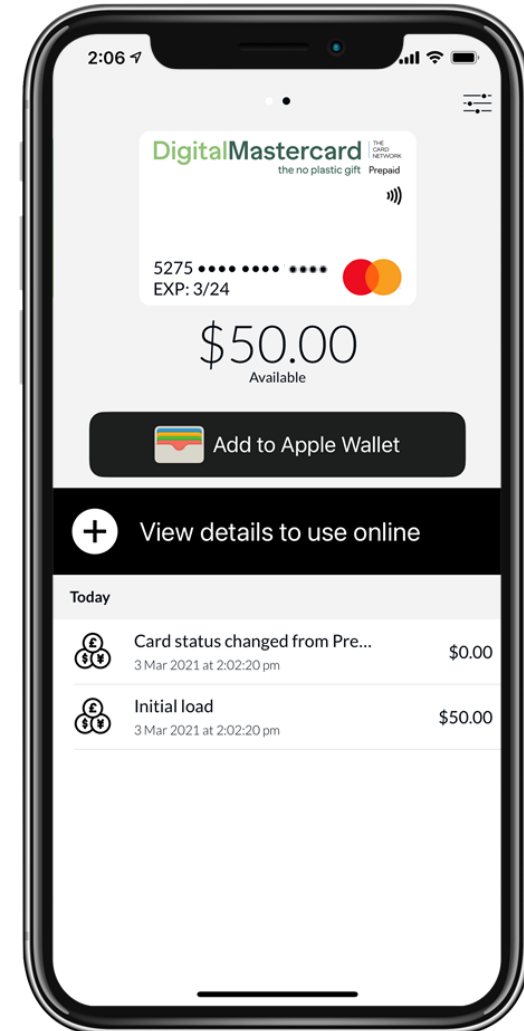
Delivered via SMS  
to your phone



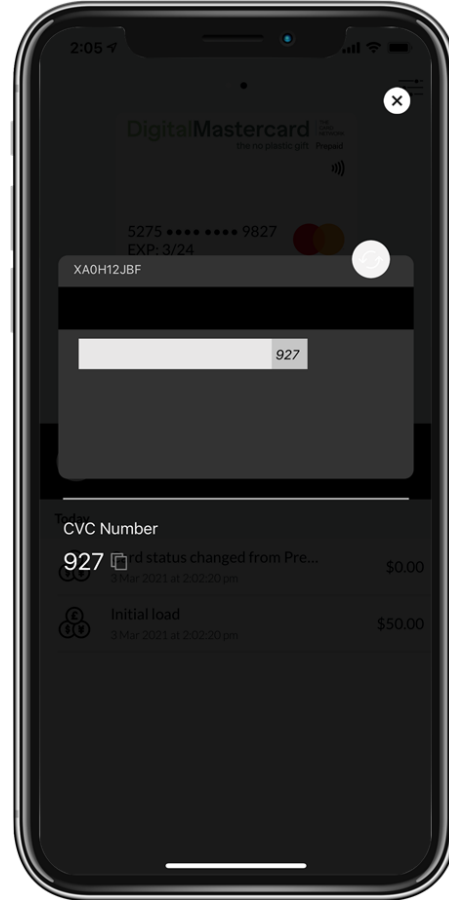
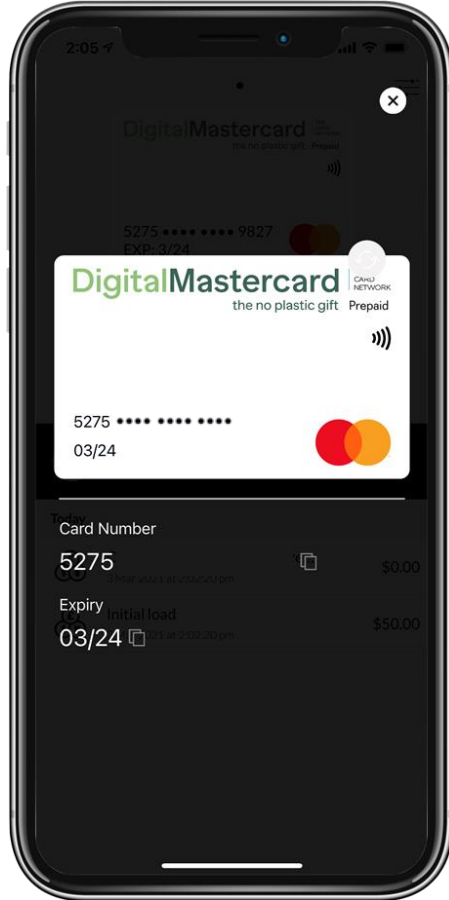
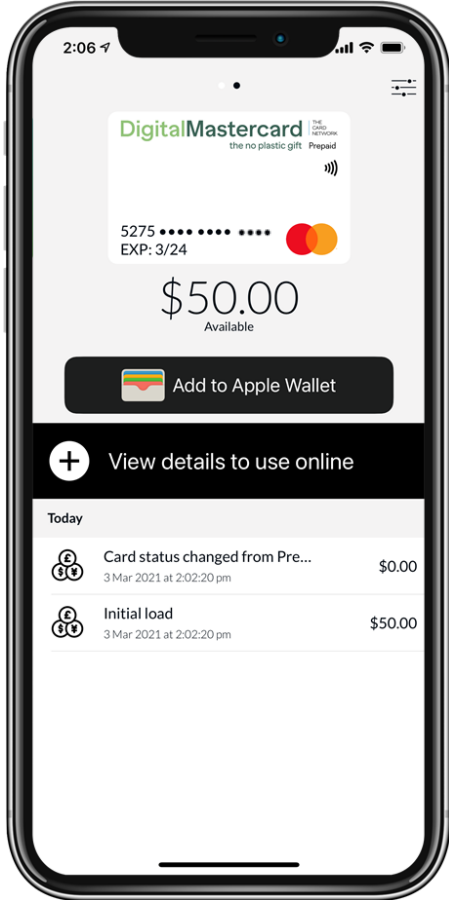
Ready to use!



Complete virtual  
card app set up  
(first time only)

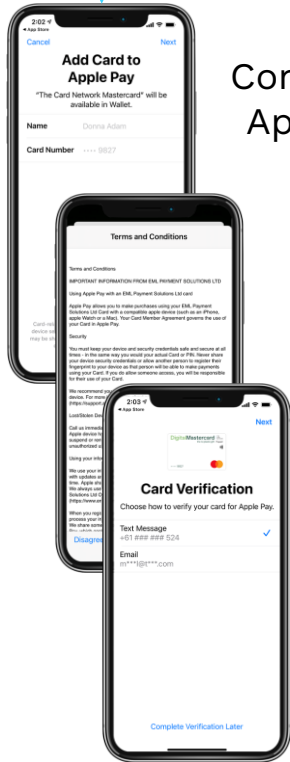
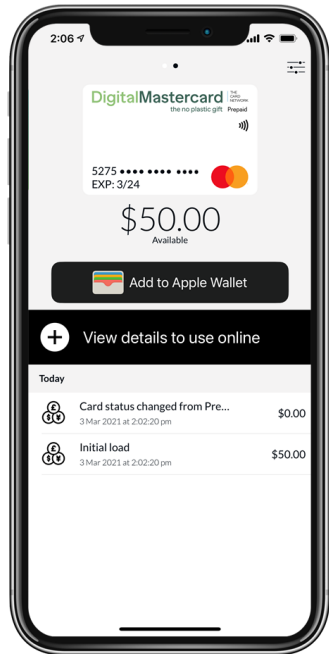


For all setup enquiries, please contact: [support@thecardnetwork.com.au](mailto:support@thecardnetwork.com.au)  
Card terms and conditions can be found on the program website [here](#).



Use In-store  
or Online

# Add to Apple Wallet (or Google Pay)



Complete standard  
Apple/Google Pay  
set up



Ready to  
tap and go!